

PACKAGE FEATURES

Frontier 6x6 Scout S, ST & 8x8 Scout S

- Premium Seats
- Front Rack
- Brake/Tail Lights

Avenger 8x8 Hunt Master, Hunt Master R, Z, X & ZX

- Premium Seats
- Front Rack & Gun Rack
- Handrails
- Rear Receiver Winch & Wiring
- Brake/Tail Lights
- Off-Set Beadlock Rims (Hunt Master R, X & ZX)
- Fog Lights



Conquest Outfitter XTi, XTi-Z

- Premium Seats
- Front Rack & Gun Rack
- Rear Receiver Winch & Wiring
- LED Headlights
- Heated Driver and Passenger Hand Grips
- Auto Chain Lubrication System

Avenger 8x8 LX

- Off-Set Beadlock Rims
- Premium Seats
- Clear Headlight Lens
- Brake/Tail Lights
- Handrails
- Stereo



Frontier 8x8 Responder S,

- Rear Receiver Winch Kit
- Brake/Tail Lights
- Folding Seat
- Stretcher Frame

Avenger 8x8 Responder, Responder X

- Rear Receiver Winch Kit
- Brake/Tail Lights
- Folding Seat
- Stretcher Frame
- Off-Set Beadlock Rims (Responder X)



Conquest 8x8 Explorer XTi, XTd


- Two-Person ROPS with Rear Mesh
- Clear-View Roof
- Power Dump Box
- Rear Receiver Wiring
- Windshield with Wiper
- Heated Hand Grips
- Auto Chain Lubrication System

Conquest 8x8 Lineman XTi, XTi-Z

- Two-Person ROPS
- Rear Mesh
- Clear-View Roof
- Windshield with Wiper
- LED Headlights
- Stretcher & Carry Bag
- Flashing Light
- Heated Hand Grips
- Capstan Winch
- Auto Chain Lubrication System
- Dry Storage Tote
- Spot Light
- Vise



ARGO COLORS



Appearance and specifications subject to change without notice.

Colors are reproduced with great care, but may vary slightly on actual vehicles.

- 1 Power (HP) and Torque (lbs ft) specifications for Kohler general purpose engines are rated pursuant to Society of Automotive Engineers (SAE) J1940 based on gross output testing performed according to SAE J1995.
- 2 CLASSIC transmission with High and Low range: Forward, Neutral, Reverse.
- 3 ADMIRAL triple differential steering transmission with independent Hi & Low and Forward, Neutral & Reverse selectors.
- 4 Capacity includes occupants, cargo, outboard motor and fuel, installed accessories. Max. outboard motor size 7.4 kW (9.9 HP).
- 5 Total GVW, 1,550 lb. (703 kg) for Frontier 6x6, 2,050 lb. (929 kg) for Frontier 8x8, 2,400 lb. (1,088 kg) for Avenger and 3,100 lb. (1,406 kg) for Conquest.
- 6 Towing capacity is approximate and depends on type of surface, load on vehicle as well as incline. Max Hitch Tongue Load (when equipped with hitch) 100 lb. (45 kg) for all models.
- 7 Subject to rear compartment load capacity limitations.
- 8 Fuel consumption depends on load and operating conditions.
- 9 All speeds are approximate and depend on operating conditions, vehicle specification and total payload.
- 10 Always wear approved Personal Floatation Device (PFD) and rider safety gear when operating in water or on ice.

Some vehicle applications shown are for demonstration purposes, originating from third parties and not available from ARGO. In all cases vehicle load limits have been considered. For safety, always wear approved helmets and eye protection. When operating in water, always wear approved Personal Floatation Devices. Always remain seated while in the ARGO. When equipped with tracks, Conquest Series models are not fully amphibious, however water crossing is possible with a fording depth of 26" (660 mm). 678-017 Printed in Canada 10/2016

220 Bergey Court,
New Hamburg ON, Canada N3A 2J5
Toll Free: **1-877-274-6288**
Tel: (519) 662-4000
Fax: (519) 662-2421
www.ARGOxtv.com



GO WHERE YOU'VE
NEVER GONE BEFORE

www.argoxtv.com



2017
XTREME TERRAIN VEHICLES





Mobility to go anywhere on earth – and beyond!

For 50 years, ARGO has been on a quest to build the ultimate vehicle for the world's most challenging terrain conditions. From wilderness recreation to lunar space exploration, our ground-breaking innovations have made ARGO the most successful amphibious Xtreme Terrain Vehicle (XTV) in the world.

Today's challenge?

To make Xtreme mobility accessible to all those who venture into rough country anywhere in the world:

- for the hunters, anglers and eco-adventurers who take on tough terrain for the pure joy of it
- for the emergency workers who must traverse every obstacle when lives are at stake
- for the outdoor professionals who work in the wilds to expand the horizons of our earth resources

From the bayous to the highlands, from the Arctic to the rainforests, our mission is to get them there, and bring them home safe again.



Every ARGO is fully amphibious, able to swim ponds, streams and wetlands where no other vehicle can go.



ARGO is a primary contributor to NASA and prime contractor to the Canadian Space Agency in the design and development of Xtreme terrain mobility platforms for extra planetary exploration.



Technology to get you there

ARGO is the world's "go-to" vehicle for people who need to "get there", no matter where. Xtreme terrain is no obstacle to your ARGO, whether you're forging through the mud, skimming over snow or scrambling over hard rock. Nothing else goes like an ARGO, because nothing else is built like an ARGO.



CELEBRATING 50 YEARS OF ADVANCED MOBILITY RESEARCH

ARGO's parent company, Ontario Drive & Gear Limited, is a world leader in precision gearing and high performance transmissions. At the heart of every ARGO is a fully mechanical drivetrain based on ODG technology to ensure the best in reliability, maintainability and smooth, efficient transfer of power to the ground.



ADMIRAL
Transmission



CLASSIC
Transmission



All-Season Engines

Dependable Kohler gas and diesel engines deliver sure starts for your ARGO in any climate conditions, including high altitudes. For commercial users, ARGO offers diesel engine models to share fuel supplies with other equipment in your fleet or camp.



All-terrain body

Our one-piece lower body is ARGO's signature design feature, engineered to keep water hazards out and keep environmental hazards in. Its smooth, durable underbody floats over potential snags, stumps and outcrops as well as wetlands and water courses.



Low pressure tires

ARGO tires are custom engineered to provide propulsion for the vehicle when used amphibiously and to provide superior traction when off-roading in challenging terrain.



Dual beadlock rims

New and stylish, aluminum beadlock rims allow operators to adjust their tire pressure to the terrain. The beadlock feature keeps the tires firmly fixed to the tire when the terrain demands a pressure adjustment to 1.5 psi.



Deep snow mobility

Optional ARGO track kits add trail-clearing practicality by floating over snow and fragile terrain with less ground pressure than your own footstep.

TAKE THE HIGH ROAD!

Match your power profile with ARGO ADMIRAL transmissions



ADMIRAL Easy Steer™ transmissions with independent steering brakes make off-road handling simpler, smoother and safer than ever.



Your choice for high torque, high speed, or all 'round performance

ARGO's new generation of ADMIRAL transmissions with Easy Steer™ to suit your off-roading style with maximum pulling power, maximum travel speed, or an optimum balance of the two.

TRANSMISSION TYPES	HT	STD	HS
Xtreme Terrain	██████████	██████████	██████████
Frequent Track Use	██████████	██████████	██████████
Heavy Loads	██████████	██████████	██████████
Frequent High Speed Operation	██████████	██████████	██████████

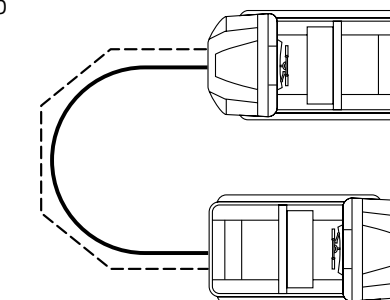
High Torque (HT) – the ideal option when majority of use includes operation in Xtreme terrain, moving heavy loads, track use, high altitude or continuous slow speed operations. Capable of reaching speeds of up to 17 mph (27 km/h*)

Standard (STD) – the ideal option to provide a balance between speed and torque. Suitable for moderate use in all types of terrain, moving heavy loads, track use or high elevation. Capable of reaching speeds of up to 20 mph (32 km/h*)

High Speed (HS) – the ideal option when a higher top speed is important. This option results in a slight reduction in payload and performance with tracks installed. Suitable for occasional use in all type of terrain, moving heavy loads, track use or high elevation. Capable of reaching speeds of up to 25 mph (40 km/h*)

NEW FOR 2017

Easy Steer™ - Now standard on all ADMIRAL transmissions, Easy Steer delivers ARGO's smoothest steering ever! Yet in low range, it lets your ARGO turn within its own length to maneuver in tight terrain.



--- CLASSIC Transmissions
 — ADMIRAL Transmissions

*top speed varies depending on terrain, payload and operating conditions.

THE ONLY WAY TO GO!

The ARGO family of Xtreme terrain vehicles covers a full range of models for every recreational and professional requirement.



Choose the vehicle series and model that best suits your needs, then make it truly your own with ARGO's extensive range of optional accessories and attachments.

Whether you're moved by comfort, performance or practicality, ARGO is the one choice that will never steer you wrong!

FRONTIER SERIES



Xtreme-terrain performance for everyone!

6-wheeled & 8-wheeled platform options

- 19 - 23 HP air-cooled Kohler EFI engines
- Proven CLASSIC and advanced ADMIRAL Easy Steer™ transmission available

6x6 MODELS



SEATING CAPACITY

8x8 MODELS



SEATING CAPACITY

AVENGER SERIES



The world standard for amphibious off-road mobility!

8x8-wheeled platform for ultimate versatility

- 30 HP liquid-cooled Kohler EFI engines
- Full range of CLASSIC and ADMIRAL Easy Steer™ transmissions available
- Load capacity up to 1,110 lb. (503 kg)
- Available beadlock rims



SEATING CAPACITY

CONQUEST SERIES



The premium choice for outdoor professionals

8x8-wheeled mobility and load-carrying capacity

- 30 HP liquid-cooled Kohler EFI gasoline engine or 24 HP Kohler diesel engine
- Xtreme-duty ADMIRAL Easy Steer™ transmission
- Loads up to 1,450 lb. (658 kg); 2,000 lb. (900 kg) towing capacity
- Enclosed oil bath heavy duty axles
- Heavy duty tubular steel frame



SEATING CAPACITY



ARGO's high ground clearance and superior traction lets you explore new territories with confidence to find the best game.



Features like ARGO brushguards, storage racks and fog lamps are tailored to the rough travel conditions that dedicated hunters and anglers face en route to their most favored spots.



ARGO's gun racks and storage compartments ensure safe, secure storage.



GO WILD!

Get away from it all with ARGO Wilderness Series

Compared to ARGO 6x6 and 8x8 Wilderness XTVs, any other off-road vehicle is strictly bush league!

In their signature Infinity Camo color detailing, each of the ARGO Wilderness XTVs is specially equipped with standard features packaged together with serious hunters and anglers in mind.

These multi-passenger XTVs offer ample room for your party and all their gear, plus room to bring back the game of the day. Their upgraded seating keeps you comfortable and alert through long treks to and through the best hunting grounds and fishing spots. From bear country to remote wetlands, count on ARGO to take you where others can't follow!



WILDERNESS SERIES



8x8 RESPONDER



GO FOR HELP!

ARGO is today's best response for first response mobility.

Specially equipped models of ARGO 8x8 Responder XTVs let Search & Rescue and Medical crews deploy life-saving equipment to the most remote and inaccessible emergency sites.

When minutes count, ARGO Responder takes the most direct route, saving steps so emergency teams arrive on-site fresh and properly equipped. Storage compartments stock essential first-aid supplies, oxygen and defibrillator/AED devices. Winches and stretchers can be mounted on-board to extricate and evacuate injured parties safely.

Save time, and save lives, with the world's most capable and respected Xtreme terrain vehicle systems, geared up with all the right tools for the job.



Firefighting Responder

The Responder models can quick-change from Search & Rescue role to a firefighting pump and foam module in just minutes.

Stretcher mount

The ARGO Responder's rail mount accepts optional stretchers and provides rear slide-in loading to reduce lifting hazards to emergency crews. ARGO stability gives medics an effective platform for administering aid to passengers while in transit.



Ice rescues

ARGO's extremely light footprint and fully amphibious lower body allow safe transport of rescue teams on frozen lakes and rivers. Its stability in water minimizes risk to crews when bringing victims on board.



Lift points

Carabiner attachments at 4 axle points enable high angle evacuations and rapid delivery of ARGO's Xtreme-terrain ambulance by helicopter.



Frontier 8x8
RESPONDER



Avenger 8x8
RESPONDER

GO EVERY DAY!

ARGO vehicles don't just take on Xtreme terrain missions for utility and survey crews – they do it every day. The ARGO XTVs are engineered to prevent the delays that keep other vehicles from completing their mission.

All that and ARGO's renowned durability mean less downtime for your vehicle, so there's less downtime from your crews.

Heavy-duty and dependable, ARGO handles rocks, hills, sand dunes and rivers while carrying up to 1,450 lb. (658 kg) of payload. Its stability and tractive power provide a dependable load-carrying platform to transport transformers, to pull cables or to bore footings on the most remote work sites.

ARGO's enclosed engine compartment minimizes heat and spark hazards for an extra measure of safety in fire-prone bush areas and grasslands. With optional ROPS and tops, ARGO brings shelter for work crews, too.



Tool shop

Install the optional Universal Mounting System in your ARGO's rear compartment, and you can turn your XTV into a mobile tool shop with interchangeable winches, jib cranes and power sources for electric, hydraulic and pneumatic equipment.



Conquest 8x8
LINEMAN

Tailored to support crews servicing remote power and communications towers, the Lineman's versatile tool package includes a 38 gal. (165 L) dry storage tote, ropes, worklights, and even a stretcher for emergency evac. A rear-mounted Wilton Vise provides a convenient shop station mounted at a comfortable working height.



Conquest 8x8
EXPLORER

With its 2-person ROPS shelter and Power Dump Box package, ARGO's Explorer model can quickly become the utility work horse for any remote camp. The optional diesel engine can simplify service and fuel planning for your camp's fleet.



Amphibious trailer

ARGO's optional 8-wheeled amphibious platform adds 1,400 lb. (636 kg) flexible capacity for resupply roles including water and fuel tanks, bulk cargo, and equipment.




UTILITY



FRONTIER SERIES XTVS

6-wheeled or 8-wheeled Xtreme-terrain performance for everyone!
ARGO's Frontier Series sets the pace for off-road power, comfort and safety. Fully amphibious 6x6 and 8x8 platforms deliver the full "go anywhere" experience, with 8 standard models and a wide range of accessories to personalize your ARGO, your way!



FRONTIER 6x6

Xtreme starts here

Discover the world of ARGO with our most affordable XTV. The fully amphibious Frontier 6x6 features all the basics for off-roading in Xtreme terrain.

- 19 HP Kohler air cooled engine
- ARGO CLASSIC transmission
- 24" tires with steel rims
- Carry up to 670 lb. (304 kg) of cargo and equipment

Appearance and specifications subject to change without notice. For safety, always wear approved helmets and eye protection. When operating in water, always wear Personal Flotation Devices.



Frontier ST model shown with optional brushguard, Warn winch and handrails.

Utility Bracket

Two "rugged gear" utility hooks and barrel secures objects such as shovels, fishing rods, paddles, etc. inside of your ARGO.



FRONTIER S/ST

STEP UP TO MORE POWER AND ADDED CONVENIENCE FOR AFFORDABLE ARGO MOBILITY

"S" model Frontier XTVs introduce a wide range of standard features to take your off-road enjoyment even further.

Get everything you expect in an ARGO plus:

- 23 HP Kohler air cooled engine with your choice of ADMIRAL or CLASSIC transmissions
- Durable skid plate protects the underbody and prevents hang-ups
- Dash-operated bilge pump evacuates water from lower body
- Entry step for easier, safer entry and exit
- Bearing extensions
- Ducting for brake fan cooling

6x6



8x8

The longer wheelbase of Frontier 8x8 models allows a smoother ride on broken terrain, as well as greater floatation and traction to cover soft soils or snow.

Hit the trail with today's most advanced Xtreme-terrain drivetrain

Move up to the Frontier ST with the multi-purpose ADMIRAL Easy Steer™ transmission providing the ideal combination of smoother steer and all-wheel constant traction.



A built-in bilge pump is a standard feature for all Frontier S and ST models, including Scout and Responder XTVs.

ALL FRONTIER S & ST MODELS ARE AVAILABLE IN THE FOLLOWING STANDARD COLORS



Standard entry step provides easier entry into the vehicle. Four different mounting locations.

MODEL	6x6 S	6x6 ST	8x8 S
Engine – Kohler V-Twin, Air Cooled	23 HP	23 HP	23 HP
Transmission (CLASSIC)	STD or HT	-	STD or HT
Transmission (ADMIRAL)	-	STD	-
Tires - diameter	24"	24"	24"
Maximum load	640 lb. (209 kg)	630 lb. (286 kg)	910 lb. (413 kg)
Seating (on land/on water)	4 / 2	4 / 2	6 / 4
Warn 3,500 lb. winch (front mounted)	0	0	0
Brushguard	0	0	0
Skid plate (full length)	•	•	•
Bilge pump	•	•	•
Entry step (single)	•	•	•
Brake cooling fan	0	0	0
HD Drive belt	0	0	0

• factory standard 0 dealer installed - not available

ACCESSORIZE YOUR ARGO



Utility storage pouch with dome closures - Keeps supplies and tools secure and dry.



Removable bedliner - Protect your cargo storage space.

SEE ATTACHMENTS & ADD-ONS SECTION FOR ALL AVAILABLE ARGO ACCESSORIES



FRONTIER

SCOUTS/ST

POWERFUL, RELIABLE AND AS TOUGH-AS-NAILS...

Frontier Scout models come ready for the hunt, decked out in their Infinity Camo pattern for maximum stealth.

6x6 and 8x8 Scout XTVs not only look the part, they're specially equipped with the extras that every hunter and angler needs for serious off-road forays.

The 8x8 Scout S steps out with an upgraded 26 HP engine and heavy-duty drive belt, plus extra stowage for larger parties.

PREMIUM FEATURES INCLUDED ON SCOUT

- 3,500 lb. (1,588 kg) Warn winch
- Brushguard
- Hood rack
- Side entry step
- Brake/tail lights

SCOUT



Frontier 6x6 Scout S shown with optional rear fold down storage rack and fog lights.

6x6 Compact 6x6 Scout S travels light & lean with 23 HP EFI engine.

8x8



Side entry step give safety a leg up for XTV entry & exit when you're loaded down with guns and gear.



Front cargo rack is ideal for carrying extra supplies, decoys, small game or waterfowl trophies out of the bush and wetlands – easy to remove when not in use.



Upgraded seating keeps you comfortable and alert on long expeditions.



A full-length skid plate protects the underbody from damaging brush and rocks, and allows the Scout to resist hanging up on trail obstacles.



The powerful Warn winch, standard on Scout models, provides up to 3,500 lb. (1,588 kg) of pull for vehicle recovery or heavy loading.



A robust brushguard mounted up front fends off impacts from brush and branches.

MODEL	6x6 Scout S	6x6 Scout ST	8x8 Scout S
Engine – Kohler V-Twin, Air Cooled	23 HP	23 HP	26 HP
Transmission (CLASSIC)	STD or HT	-	STD or HT
Transmission (ADMIRAL)	-	STD	-
Tires - diameter	24"	24"	24"
Maximum load	560 lb. (254 kg)	530 lb. (240 kg)	830 lb. (376 kg)
Seating (on land/on water)	4 / 2	4 / 2	6 / 4
Warn 3,500 lb. winch (front mounted)	▪	▪	▪
Brushguard	▪	▪	▪
Skid plate (full length)	▪	▪	▪
Bilge pump	▪	▪	▪
Entry step (single)	▪	▪	▪
Brake cooling fan	o	o	o
HD Drive belt	o	o	o
FEATURES	Hood rack, Brake/tail lights		

▪ factory standard o dealer installed - not available

ACCESSORIZE YOUR ARGO



Outboard motor bracket - Accepts an outboard motor of up to 9.9 HP.



Sure Grip gun rack - Absorbs the shock of rough terrain and keeps your sights accurate.

SEE ATTACHMENTS & ADD-ONS SECTION FOR ALL AVAILABLE ARGO ACCESSORIES



RESPONDER_S

SAVE TIME, AND SAVE LIVES, WHEN EMERGENCIES CALL FOR XTREME MOBILITY

For search & rescue in deep bush or rough terrain, your Frontier Responder covers more ground faster to access any remote area. When minutes count, your Responder breaks through to off-road emergencies with the right gear to extricate victims and let medics get to work without delay.

PREMIUM FEATURES INCLUDED ON RESPONDER

- 26 HP Kohler EFI engine
- Choice of CLASSIC STD or CLASSIC HT transmission
- Stretcher mount frame
- Folding seat
- Rear receiver winch kit
- First Aid compartment
- Brake/tail lights
- Seating for 6 crew (3 with stretcher)



RESPONDER

The **Frontier 8x8 Responder S** provides a stable base for crews to administer medical help while the patient is still in transit.

Frontier 8x8 Responder S shown with optional light bar, LED lights and stretcher.



The **Responder stretcher frame** is compatible with Ferno #9 Stretcher and Ferno Rescue basket. The rail mount allows rear loading to increase safety and reduce lifting stresses on crew members.



The **rear compartment** provides ample space for essential supplies for First Aid, including IV packs, Defibrillator/AED and oxygen.



Team Seating allows rapid transport of up to 3 crew members with the stretcher deployed; configured to allow access to the patient and to medical supplies.

Fully equip mobile crews against multiple hazards with industry-standard equipment and tools.

Optional equipment for Avenger Responder include:

- Ferno # 9 slide-in stretcher
- Ferno head immobilizer
- Ferno Traverse Basket
- Oxygen bottle holder
- Fold-down light bar

Emergency Lighting Options:

- LED spot lights
- Perimeter lighting
- Warning lights
- Red beacon



MODEL	8x8 Responder S
Engine – Kohler V-Twin, Air Cooled	26 HP
Transmission (CLASSIC)	STD or HT
Transmission (ADMIRAL)	-
Tires - diameter	25"
Maximum load	790 lb. (358 kg)
Seating (with stretcher/without stretcher)	3 / 6
Warn 3,500 lb. winch (front mounted)	•
Brushguard	•
Skid plate (full length)	•
Bilge pump	•
Entry step (single)	•
Brake cooling fan	•
HD Drive belt	•
FEATURES	Rear Receiver Winch Kit, Brake/Tail Lights, Folding Seat, Stretcher Frame

• factory standard 0 dealer installed - not available

ACCESSORIZE YOUR ARGO



Ferno head immobilizer - Complete with two plastic-coated, closed-cell foam head supports, a universal attachment base, and two durable head straps.



Fold-down light bar - Provides birds-eye view illumination in poor visibility due to rain.

SEE ATTACHMENTS & ADD-ONS SECTION FOR ALL AVAILABLE ARGO ACCESSORIES





AVENGER

SERIES XTVS

Legendary 8-wheeled Xtreme mobility for work and play!

Whether you are enjoying a wilderness discovery tour with the family or on the hunt for big game, it doesn't get any better than this! ARGO's Avenger Series is today's gold standard for rugged mobility on the most challenging terrain: high powered, sure-footed, and easy going. Work hard and play hard with your choice of 12 models built to take you where you really want to go!



STANDARD FEATURES ON ALL AVENGER MODELS

- Bearing extensions
- New forged one piece axles
- New reversible steel rims
- Skid plate
- Bilge pump
- Entry step



Avenger LX model shown with optional brushguard and winch.

Optional one-piece outboard motor bracket mounts at the bumper and onto the trailer hitch bracket. Accepts an outboard motor of up to 9.9 HP for increased propulsion in water.



AVENGER S/ST/STR/STX

GET THE FULL ARGO EXPERIENCE

With ARGO Avenger XTVs, outdoor enthusiasts get all the performance and comfort that the ARGO name has come to represent worldwide. These 8-wheeled Avenger models include all the ARGO essentials for total mobility plus an expanded range of premium features now included as standard:

- Full-length skid plate
- Dash-operated bilge pump
- Convenient entry step
- Comfortable seating for 4 or 6
- Increased load capacity




Avenger STR/STX

New aluminum beadlock rims with low pressure tires, ensure the softest, smoothest ride ever.

Bring it all!

The rear cargo area of ARGO Avenger models provides ample load capacity to carry passengers, provisions and tools for any outdoor adventure.



The large rear cargo compartment in ARGO Avenger models can handle up to 1,150 lb. (520 kg) of passengers and supplies.

ALL AVENGER S, ST, STR, STX MODELS ARE AVAILABLE IN THE FOLLOWING STANDARD COLORS



ARGO's tough HDPE skid plate, provided as standard on all Avenger models, slides right over rocks, stumps and deadfalls to keep you going without snags or hang-ups.

MODEL	8x8 S	8x8 ST	8x8 STR	8x8 STX
Engine – Kohler V-Twin, liquid cooled	30 HP	30 HP	30 HP	30 HP
Transmission (CLASSIC)	STD or HT	-	-	-
Transmission (ADMIRAL)	-	STD or HT	STD or HT	HS
Tires – diameter (steel off-set rims)	25"	25"	-	-
Tires – diameter (aluminum off-set rims)	-	-	25" with beadlock	25" with beadlock
Maximum load	1,110 lb. (503 kg)	1,070 lb. (485 kg)	1,045 lb. (474kg)	1,035 lb. (469 kg)
Seating (on land/on water)	6 / 4	6 / 4	6 / 4	6 / 4
Warn 3,500 lb. winch (front mounted)	o	o	o	o
Brushguard	o	o	o	o
Skid plate (full length)	▪	▪	▪	▪
Bilge pump	▪	▪	▪	▪
Entry step (single)	▪	▪	▪	▪
Brake cooling fan	▪	o	o	▪
HD Drive Belt	o	o	o	▪

▪ factory standard o dealer installed - not available

ACCESSORIZE YOUR ARGO



Warn Power Winch - For vehicle recovery or to raise and lower plow blade.



Tubular hand rails - Provide hand-hold points for rear passengers.

SEE ATTACHMENTS & ADD-ONS SECTION FOR ALL AVAILABLE ARGO ACCESSORIES



AVENGER LX

GO IN STYLE!

With their beadlock rims, the luxuriously designed LX is built for long, smooth rides with speeds up to 25 mph (40 km/h). These Avenger models break through with a sleek ARGO design in a selection of bold designer color options to satisfy the most discerning of XTV enthusiasts. But LX beauty is more than skin deep with ergonomically designed features for comfort and safety to fight off fatigue and get more enjoyment on those long outings.

PREMIUM FEATURES INCLUDED ON LX

- Off-set aluminum beadlock rims
- Premium seats
- Stereo
- Handrails
- Brake/tail lights



LX



LX luxury seating provides front and rear seat cushions plus an adjustable front seat backrest pad; finished with silver stitching and custom ARGO embossing.



New aluminum beadlock rims with low pressure tires, standard on LX Series XTVs, ensure the softest, smoothest ride ever.



LX models are loaded for sound with a **Jensen® 4-channel 40 Watt sound system** including marine-duty front and rear speakers, Bluetooth access to wireless apps and a USB digital port

Express yourself!

Give your ARGO a personal touch of style and flash with your choice of distinctive colors and trim offered exclusively in the Avenger LX series.



MODEL	8x8 LX
Engine – Kohler V-Twin, liquid cooled	30 HP
Transmission (ADMIRAL)	HS
Tires – diameter (aluminum off-set rims)	25" with beadlock
Maximum load	1,000 lb. (454 kg)
Seating (on land/on water)	6 / 4
Warn 3,500 lb. winch (front mounted)	o
Brushguard	o
Skid plate (full length)	▪
Bilge pump	▪
Entry step (dual)	▪
Brake cooling fan	▪
HD Drive belt	▪
FEATURES	Premium seats, Stereo, Handrails, Brake/tail lights

▪ factory standard o dealer installed - not available

ACCESSORIZE YOUR ARGO



Storage protective cover - Protects your investment from the elements when not in use. Not intended to be used when towing vehicles on trailers.



Scratch-resistant acrylic windshield in an aluminum frame - Optional windshield wiper accessory.

SEE ATTACHMENTS & ADD-ONS SECTION FOR ALL AVAILABLE ARGO ACCESSORIES



AVENGER

HUNT MASTER R/Z/X/ZX

GO WHERE THE GAME IS

The new Avenger Hunt Master is ARGO's ultimate XTV for the serious hunter. Hunt Master XTVs feature a host of high performance features designed to easily get you, your gear and your hunting party out to the best hunting grounds and then safely back to camp. Pick one of five Hunt Master models, then mount & go where others can't follow!

PREMIUM FEATURES INCLUDED ON HUNT MASTER

- 3,500 lb. (1,588 kg) Warn winch
- Dual side entry steps
- Brushguard
- Hood rack
- HD drive belt
- Brake/tail lights
- Rear receiver winch kit



HUNT MASTER

Hunt Master R/X/ZX

New aluminum beadlock rims with low pressure tires, ensure the softest, smoothest ride ever.



The Sure Grip gun rack stores up to 4 rifles or shotguns and absorbs the shocks of rough terrain to keep your sights accurate. Easily converts to rack bows, too.



The Hunt Master brushguard fends off low branches and brush when moving through thick cover. Includes an integrated tow hook and mounts fog lamps.



A detachable hood rack provides extra storage for packs and gear for long hunting trips, or it can serve as a convenient space for bringing home smaller game.



Upgraded front and rear seats, including a padded front seat backrest, keep your Hunt Master party comfortable while riding the roughest terrain. Arrive relaxed and alert.



Dual side entry steps allow improved footing for passengers entering the XTV while carrying weapons and gear.



This rear receiver winch mount and wiring harness allows rear mounting of the standard Warn winch to get more use out of its heavy pulling and loading capability.

MODEL	8x8 Hunt Master	8x8 Hunt Master R	8x8 Hunt Master Z	8x8 Hunt Master X	8x8 Hunt Master ZX
Engine – Kohler V-Twin, liquid cooled	30 HP	30 HP	30 HP	30 HP	30 HP
Transmission (ADMIRAL)	STD or HT	STD or HT	STD or HT	HS	HS
Tires – diameter (Steel offset rims)	25	-	25	-	-
Tires – diameter (Aluminum offset rims)	-	25" with beadlock	-	25" with beadlock	25" with beadlock
Maximum load	935 lb. (424 kg)	910 lb. (413 kg)	855 lb. (410 kg)	905 lb. (411 kg)	850 lb. (386 kg)
Seating (On land/on water)	6 / 4	6 / 4	6 / 4	6 / 4	6 / 4
Warn 3,500 lb. winch (front mounted)	▪	▪	▪	▪	▪
Brushguard	▪	▪	▪	▪	▪
Skid plate (full length)	▪	▪	▪	▪	▪
Bilge pump	▪	▪	▪	▪	▪
Entry step (dual)	▪	▪	▪	▪	▪
Heater	o	o	▪	o	▪
Brake cooling fan	o	o	o	▪	▪
HD Drive belt	▪	▪	▪	▪	▪

FEATURES Premium Seats, Front Rack, Gun Rack, Handrails, Rear Receiver Winch Wiring, Fog lights, Tail/Brake Light,

▪ factory standard o dealer installed - not available

ACCESSORIZE YOUR ARGO



Rubber tracks - Provides optimum flotation with minimal ground pressure. Exceptional traction. Lightweight durable construction and low rolling resistance ensures smooth, quiet operation in difficult terrain conditions.

SEE ATTACHMENTS & ADD-ONS SECTION FOR ALL AVAILABLE ARGO ACCESSORIES



AVENGER

RESPONDER /S

WHEN YOU HEAD OUT ON A CALL, GO WITH AVENGER

Responder's Xtreme mobility, legendary durability and unmatched versatility let first responders get onsite faster, complete with the tools and supplies for effective emergency response.

Save steps, save time and save lives with Avenger's high-powered off-road agility and load-carrying capacity for crews and supplies.

PREMIUM FEATURES INCLUDED ON RESPONDER

- 30 HP Kohler EFI engine
- Choice of ADMIRAL Easy Steer™ STD, HT or HS transmissions
- Stretcher mount
- Folding seat
- Rear receiver winch kit
- Seating for 3 crew (6 without stretcher)
- Side entry step



Avenger 8x8 Responder shown with optional light bar, LED lights and stretcher.

Avenger 8x8 Responder X shown with optional light bar, LED lights and stretcher.

8x8 Responder X

Get to emergency sites faster with ARGO's high-speed ADMIRAL Easy Steer™ transmission. The X model also includes a brake cooling fan for maximum control through turns and inclines.

THE RIGHT RESPONSE FOR:

- Search & Rescue
- Off-road Ambulance
- Firefighting

RESPONDER



An **EMS stretcher mount** installed onto Responder models is ergonomically designed with a slide-in rail system that allows crew members to rear-load stretchers with less reaching and back strain.



A **folding seat-back** opens space for crew members to have easier access to the rear stretcher area and provide medical assistance while transporting the patient.



ARGO's **3,500 lb. (1,588 kg) Warn winch** mounts front or back (with ARGO's rear receiver winch kit, standard) to assist with high-angle extraction of victims and equipment.

Fully equip mobile crews against multiple hazards with industry-standard equipment and tools.

Optional equipment for Avenger Responder models include:

- Ferno # 9 slide-in stretcher
- Ferno head immobilizer
- Emergency Lighting Options:
 - LED spot lights
 - Perimeter lighting
 - Warning lights
 - Red beacon
- Ferno traverse basket
- Oxygen bottle holder

Firefighting Options:

- CET fire pump system
- Drop-in 75 gal. (284 L) water tank
- 5 gal (19 L) Scotty foam system



MODEL	8x8 Responder	8x8 Responder X
Engine – Kohler V-Twin, liquid cooled	30 HP	30 HP
Transmission (ADMIRAL)	STD or HT	HS
Tires – diameter (steel off-set rims)	25"	-
Tires – diameter (aluminum off-set rims)	-	25" with beadlock
Maximum load	950 lb. (431 kg)	915 lb. (415 kg)
Seating (without stretcher)	Up to 6	Up to 6
Warn 3,500 lb. winch (front mounted)	▪	▪
Brushguard	▪	▪
Skid plate (full length)	▪	▪
Bilge pump	▪	▪
Entry step (dual)	▪	▪
Brake cooling fan	o	▪
HD Drive belt	▪	▪
FEATURES	Stretcher mount, Folding seat, Rear receiver winch kit, Lift points, First Aid compartment	

▪ factory standard o dealer installed - not available

ACCESSORIZE YOUR ARGO



Rubber tracks - Provides optimum flotation with minimal ground pressure. Exceptional traction.



Convertible top with removable side and rear doors - Protects occupants from the weather (optional ROPS shown).

SEE ATTACHMENTS & ADD-ONS SECTION FOR ALL AVAILABLE ARGO ACCESSORIES





CONQUEST SERIES XTIVS

When the going gets tough, here's how the tough keep going!
The Conquest family of XTIVs is built for the people who take on the toughest jobs in all outdoors! When you work in the wild country, you don't get to decide whether it's a good day for a ride – you go where and when there's work to be done. At the end of the day, Conquest XTIVs give you mobility you can trust to get you to work, and get you home.

Utilities Service • Survey & Exploration • Camp Transport • Safety Patrols



STANDARD FEATURES ON ALL CONQUEST MODELS

- 25" tires with steel rims
- HD drive belt
- Steel upper frame
- Heavy duty frame
- Skid plate
- Sealed axles
- Bilge pump
- Alternator

Conquest d

Equipped with all the same features as the standard Conquest i, the d model is powered by a 24 HP Kohler diesel engine. For remote worksites, this model can simplify management of fuel supply and field service alongside other diesel-fueled equipment



Conquest XTi model shown with optional ROPS/roof, catwalk mudflaps, utility box and tow-behind trailer.

Maximize utilization of your Conquest with ARGO's optional Universal Mounting System (UMS) in the rear compartment. The UMS allows fast interchange of modules fitted with special jobsite equipment, as well as powerpacks for electric, hydraulic and pneumatic tools.



CONQUEST *i/d/XTi/XTd*

BUILT TO DO YOUR DIRTY WORK

Standard ARGO Conquest models are the professional choice for transporting personnel, tools and supplies to the world's most remote work sites, with robust features to stand up to hard use every day.



Available in Green and Construction Yellow

Conquest XTi
Includes brushguard and 4,500 lb. (2,041 kg) Warn Winch



Auto Chain Lubrication
Simplifies routine maintenance to ensure smooth, dependable operation for frequent users.



Rear Receiver Winch Mount
This rear receiver winch mount and wiring harness allows rear mounting of the standard Warn winch to get more use out of its heavy pulling and loading capability.



HD Drive Belt
HD Drive belt stands up against hard use for traversing the most challenging terrain.



MODEL	8x8 i	8x8 d	8x8 XTi	8x8 XTd
Engine – Kohler V-Twin, liquid cooled	30 HP gasoline	24 HP diesel	30 HP gasoline	24 HP diesel
Transmission (ADMIRAL)	STD	STD	STD	STD
Tires – diameter (steel rims)	25"	25"	25"	25"
Maximum load	1,450 lb. (658 kg)	1,300 lb. (590 kg)	1,360 lb. (617 kg)	1,210 lb. (549 kg)
Seating on land	2 (4 with optional rear bench seat)	2 (4 with optional rear bench seat)	2 (4 with optional rear bench seat)	2 (4 with optional rear bench seat)
Seating on water	2	2	2	2
Warn 4,500 lb. HD winch (front mounted)	0	0	•	•
Brushguard	0	0	•	•
Skid plate (full length)	•	•	•	•
Bilge pump	•	•	•	•
Entry step	0	0	0	0
Brake cooling fan	0	0	0	0
HD Drive belt	•	•	•	•
Alternator	•	•	•	•
Rear Winch Receiver Wiring	0	0	•	•
Auto Chain Lubrication System	0	0	•	•

• factory standard 0 dealer installed - not available

ACCESSORIZE YOUR ARGO



Catwalk - 6.25" (160 mm) steel platform along the length of the vehicle. Includes a 10" (255 mm) mud flap.



Windshield - Scratch-resistant acrylic in an aluminum frame, features fold over hinge for storage and a mounting location for the optional windshield wiper accessory.

SEE ATTACHMENTS & ADD-ONS SECTION FOR ALL AVAILABLE ARGO ACCESSORIES



CONQUEST

OUTFITTER XTi/XTi-Z

WHERE THE PROFESSIONAL HUNTS BEGIN

We asked the world's most demanding offroad experts what they need: hunt camp operators, lodge owners, and big game guides who traverse the hunting grounds of every type and description. The flagship of the ARGO Wilderness Series, the Conquest Outfitter, gives them (and you) the total package.

PREMIUM FEATURES INCLUDED ON OUTFITTER

- Premium front and rear seats
- Gun rack
- Front rack
- Rear receiver winch & wiring
- LED headlights
- Heated driver and passenger hand grips



OUTFITTER

Appearance and specifications subject to change without notice. For safety, always wear approved helmets and eye protection. When operating in water, always wear Personal Flotation Devices.



The **Sure Grip gun rack** provides secure angle-mounted 4-gun stowing to ensure the safe transportation of weapons to the best hunting grounds. Also converts easily for racking bows.



An **enhanced lighting package** equips Outfitter models with dual high powered front LED headlamps and floodlights for extra visibility around camp sites and on early-morning trails.



Premium seating for 6 with upgraded front and rear seat cushions plus front seat backrest pad to prevent fatigue on long hunts. Handrails give rear passengers a secure hold while traversing broken terrain.



Rear dual-entry step is available to increase passengers' safety as they enter and exit the rear compartment. Also provides a foothold for loading heavy gear and game.



Auto chain lubrication simplifies routine maintenance to ensure smooth, dependable operation for frequent users.



Heated hand grips for both passenger and driver keeps everyone comfortable and ready on those cooler days in the bush or hunting at high altitudes.

MODEL	8x8 Outfitter XTi	8x8 Outfitter XTi-Z
Engine – Kohler V-Twin, liquid cooled	30 HP	30 HP
Transmission (ADMIRAL)	STD	STD
Tires – diameter (steel rims)	25"	25"
Maximum load	1,200 lb. (544 kg)	1,190 lb. (540 kg)
Seating (on land/on water)	6 / 2	6 / 2
Warn 4,500 lb. HD winch (front mounted)	▪	▪
Brushguard	▪	▪
Skid plate (full length)	▪	▪
Bilge pump	▪	▪
Entry step (dual)	▪	▪
Brake cooling fan	o	o
HD Drive belt	▪	▪
Alternator	▪	with Heater
Auto chain lubrication system	▪	▪

FEATURES Premium Seats, Front Rack & Gun Rack, Rear Receiver Winch & Wiring, LED Headlights, Heated Driver and Passenger Hand Grips

▪ factory standard o dealer installed - not available

ACCESSORIZE YOUR ARGO



Quad rubber tracks - Xtreme duty 18" (457 mm) wide rubber track with UHMW-PE guides, reinforced turf tire and rim. Provides optimum flotation with minimal ground pressure.



Convertible top - Protects occupants from the weather. Has removable side and rear doors and stores folded down with boot cover.

SEE ATTACHMENTS & ADD-ONS SECTION FOR ALL AVAILABLE ARGO ACCESSORIES



CONQUEST

EXPLORER^{XTi/XTd}

THE WORKHORSE OF THE CAMP FOR UTILITY HAULING AND LOGISTICS IN REMOTE WORKSITES

Explore the possibilities for improving facility maintenance and extending your season by adding this hard-working XTV with the go-anywhere-do-everything attitude to your fleet.

PREMIUM FEATURES INCLUDED ON EXPLORER

- Two-person ROPS with rear mesh
- Clear-view roof
- Power dump box
- Rear receiver winch wiring
- Windshield with wiper
- Heated hand grips
- Choice of gasoline or diesel engines



Available in Green and Construction Yellow

EXPLORER

Appearance and specifications subject to change without notice. For safety, always wear approved helmets and eye protection. As equipped, Explorer models are not amphibious.



Power Dump Box

For moving bulk loads over broken terrain, the Explorer's solid steel dump box handles payloads up to 1,000 lb. (450 kg). Offload easily from the driver's seat using the 14" stroke actuator to tip the box (Not for use over deep water).



Adjustable Steering

Multi-position steering system, instrumentation panel and convenience package (two cup holders, two storage compartments and two 12 volt outlets).



Heavy-Duty Winch

The Conquest's Warn winch kit includes a 30 ft. (9.14 m) tow strap, snatch block, mounting plates and winch guard. This heavy-duty model will draw up to 4,500 lb. (2,041 kg). The winch assembly can also be moved easily from front to rear mount with the Explorer's rear receiver winch kit and wiring harness, also included as standard.


MODEL	8x8 Explorer XTi	8x8 Explorer XTd
Engine – Kohler V-Twin, liquid cooled	30 HP gasoline	24 HP diesel
Transmission (ADMIRAL)	STD	STD
Tires – diameter (steel rims)	25"	25"
Maximum load	1,055 lb. (479 kg)	905 lb. (411 kg)
Seating (on land/on water)	2 / 2	2 / 2
Warn 4,500 lb. HD winch (front mounted)	▪	▪
Brushguard	▪	▪
Skid plate (full length)	▪	▪
Bilge pump	▪	▪
Entry step	o	o
Brake cooling fan	o	o
HD Drive belt	▪	▪
Alternator	▪	▪
Auto chain lubrication system	▪	▪

FEATURES

Two-Person ROPS with Rear Mesh, Clear-View Roof, Power Dump Box, Rear Receiver Wiring, Windshield with Wiper, Heated Hand Grips

▪ factory standard o dealer installed - not available

ACCESSORIZE YOUR ARGO



Your Explorer can keep winter trails and work areas clear where heavier machines can't go. Attached to front bearing extension housings, the 81" (2 m) wide steel blade features multi-angle positioning, with unbeatable ARGO traction to move and maneuver efficiently on ice and snow (requires the power winch for raise and lower operation). For extra traction, add a set of ARGO rubber tracks.

SEE ATTACHMENTS & ADD-ONS SECTION FOR ALL AVAILABLE ARGO ACCESSORIES



CONQUEST LINEMAN XTi

GO & GET THE JOB DONE RIGHT

The Conquest Lineman is designed with all the core functionalities and accessories that field linemen need to get out to the service site safely and complete their work efficiently. The Lineman XTi provides ample space for tools, ropes, lights, and even a stretcher in case of emergency. Its mobility lets crews take the straightest route to power lines and communication towers anywhere, and then back home again.

PREMIUM FEATURES INCLUDED ON LINEMAN

- Two-person ROPS (ISO 5200)
- Rear mesh
- Clear-view roof
- Windshield with wiper
- LED headlights
- Stretcher & carry bag
- Spot light
- Flashing light
- Heated hand grips
- Capstan winch
- Dry storage tote
- Vice



LINEMAN



Remote-controlled spotlight shines 6,000 lumens of bright light onto work areas while drawing only 70 Watts. Remote control can redirect the light as you work with 370° rotation and 135° vertical tilt.



DU-HA storage tote sits conveniently in the rear cargo area, providing 38 gal. (144 L) of lockable dry storage for tools and supplies.



Gas-powered capstan winch delivers 1,700 lb. (771 kg) line pull or 550 lb. (250 kg) rated lift capacity. With an endless supply of rope, the capstan can drag poles or lift transformers in place.



Rear mounted Wilton vice mounts directly to the trailer hitch and upper frame so bench work can be completed at an ergonomically correct height.



A Ferno stretcher and carry bag is stowed conveniently behind the driver seat to evacuate injured crew members from remote job sites. In case of emergency, the stretcher simply mounts to the rear tote frame



Amphibious mobility means that wetlands and streams are no obstacle when you're looking for the most direct route to a trouble spot. Like every ARGO, the Lineman is built to swim deep waters to your crew on the job.

MODEL	8x8 Lineman XTi
Engine – Kohler V-Twin, liquid cooled	30 HP gasoline
Transmission (ADMIRAL)	STD
Tires – diameter (steel off-set rims)	25"
Maximum load	1,000 lb. (454 kg)
Seating (on land/on water)	2 person - 4 optional
Warn 4500 HD winch (front mounted)	▪
Brushguard	▪
Skid plate (full length)	▪
Bilge pump	▪
Entry step	o
Brake cooling fan	o
HD Drive belt	▪
Alternator	▪
Auto chain lubrication system	▪

FEATURES Two-person ROPS, Rear mesh, Clear-View roof, Windshield with wiper, LED headlights, Stretcher & carry bag
 ▪ factory standard o dealer installed - not available

ACCESSORIZE YOUR ARGO



HD rubber tracks - Xtreme duty 18" (457 mm) wide rubber track with UHMW-PE guides, reinforced turf tire and rim. provides optimum flotation with minimal ground pressure.



4-Wheel or 8-Wheel trailer - Complete with 24" (610 mm) or 25" (635 mm) tires.

SEE ATTACHMENTS & ADD-ONS SECTION FOR ALL AVAILABLE ARGO ACCESSORIES +

ATTACHMENTS & ADD-ONS

GO YOUR OWN WAY

You've seen today's best in Xtreme terrain vehicles. Now make one your own.

ARGO Frontier, Avenger and Conquest give you the perfect platforms for building the XTV of your dreams. Your authorized ARGO dealer is ready to help you adapt your ARGO to suit the way you roll with a flexible tool kit of options, accessories and attachments, backed by expert installation and support services.

Now... where you go from here is up to you.

Tracks & Cleats Add extra "GO" to your ARGO



Rubber Tracks

Heavy duty 18" (457 mm) wide rubber track provides optimum flotation with minimal ground pressure. Exceptional traction. Lightweight durable construction and low rolling resistance ensures smooth, quiet operation in difficult terrain conditions. Available with or without axle extensions. Designed for ARGO with 24" (610 mm) turf tires.



HD Rubber Tracks

Xtreme duty 18" (457 mm) wide rubber track with UHMW-PE guides, reinforced turf tire and rim provides optimum flotation with minimal ground pressure. Designed for use with Conquest models, this track offers quiet operation, superior wear and durability in difficult terrain. Two track configuration designed for ARGO with 24" (610 mm) turf tires.



Plastic Tracks

General purpose, 13" (330 mm) wide or medium duty 18" (457 mm) wide, impact resistant, light weight segmented thermoplastic rubber tracks with integrated track guides. Tracks fit over 24" (610 mm) ARGO tires without the need to install wheel spacers. Designed for mud, flooded areas and snow, offering low ground pressure.



Quad Rubber Tracks

Xtreme duty 18" (457 mm) wide rubber track with UHMW-PE guides, reinforced turf tire and rim provides optimum flotation with minimal ground pressure. Designed for use with Conquest models, this track offers quiet operation, superior wear and durability in difficult terrain. Four track configuration designed for ARGO with 24" (610 mm) turf tires.



Ice Cleats for Tracks

Steel cleats increase traction on ice and hard-packed snow. Available for all track configurations.

Mobile shelter from sun, wind, rain and cold

Windshields & Roofs



Convertible Top

Protects all occupants or cargo from outdoor elements. Converts from a full enclosure to bimini top by removing all sides. When not in use, the top is easily removed or folded down and protected with the included boot cover. Requires fold-down windshield.

Convertible Half-Top

Protects driver and passenger from outdoor elements. Features removable side and rear doors, allowing easy access to the rear cargo compartment area. Requires fold-down windshield.

Canvas Sides 2 or 4 Person

Protects driver, passenger and cargo from outdoor elements. Features removable sides and doors, allowing easy access to the rear cargo compartment area. Requires windshield, ROPS and hard top.

Add the Canvas Enclosure Conversion Kit for complete protection from the elements.

KEEP YOURSELF COMFORTABLE

Add a Cab Heater

Driver and passenger cab heater option comes complete with defrost vents and side vents.



Windshield

Scratch-resistant acrylic in an aluminum frame, features fold over hinge for storage and a mounting location for the optional windshield wiper accessory.

Windshield Wiper

Complete with everything needed to assemble and fit to your ARGO windshield. Wiper motor mounts quickly and easily.



Hard Top Roof 2 or 4 Person

Vacuum formed hard top that provides additional protection to your crew and equipment from sun, rain or snow. Requires ROPS.

ATTACHMENTS & ADD-ONS

Protect yourself and your passengers

Safety & Protection



Roll Bar Lights

Dual 3 x 5 lights, easily installs to your existing light bar. Lights are weather resistant and rubber mounted to reduce shock and vibration.

Roll Bar

Give your 6x6 an extra bit of style. Adds protection to driver and passenger as well as providing a convenient mounting location for extra lights. Comes complete with seat belts.



Brake/Tail Lights

Be seen. Brake/tail lights provide an extra level of safety while trail riding at night. Illuminated when the headlights are on and signals drivers behind you when brakes are applied.



Fog Lights

Mounts directly to the brushguard. Provides added illumination in poor visibility due to rain, fog, dust or snow.



Brushguard

Stylish and functional; body, lights and winch are protected from brush. Offers a mounting location for extra fog lights. Use part# 642-80 if equipped with ROPS.



Handrails

The handrails securely mount to the upper body used as a hand hold for rear passengers, or a convenient tie down point to secure rear cargo.



Rollover Protective Structure (ROPS) 4 Person (Avenger Series Only)

Full vehicle roll over protection complete with two seat belts for driver and passenger. Available for all models with options for seat belts and rear bench (8X8 Models only). Cannot be combined with light bar, suspension seats or standard brushguard.



Rollover Protective Structure (ROPS) 2 or 4 Person (Conquest Series Only)

Driver and front passenger Roll Over Protection Structure complete with seat belts, certified to ISO 5700. Also available in an extended vehicle configuration, up to 4 people when rear bench seat is installed.

Get more out of your ARGO, at work or play

Comfort & Convenience

Dump Box

For moving bulk loads over broken terrain, this solid steel dump box handles payloads up to 1,000 lb. (450 kg). Offload easily from the driver's seat using the 14" stroke actuator to top tilt or dump the box (Not for amphibious use). Available for Conquest Series only.



Rear Bench Seat

Frame mounted, forward facing rear bench seat provides additional seating for 2 passengers. The bench seat can be removed quickly, without tools, to gain unrestricted access to the rear cargo area.



Storage Tote

Sits conveniently in the rear cargo area, providing 38 gal. of lockable dry storage for tools and supplies. The removable box is fitted with wheels and handles for easy portability. Available for Conquest Series only.



Utility Rack

The utility bracket consists of two "rugged gear" utility hooks and a barrel holder. It is an ideal way to safely secure objects such as shovels, fishing rods, paddles, etc. to the outside or inside of your ARGO.



Gun Rack (Sure Grip)

In keeping with ARGO's reputation for comfort and safety, ARGO now offers a Sure Grip gun rack for all models. Shock absorbing and rubberized grip, the Sure Grip gun rack ensures safe transportation of weapons to the best hunting grounds.



Hood Rack

Provides extra stowage for packs and gear for long hunting trips, or it can serve as a convenient space for bringing home smaller game.



Utility Storage Pouch

Dome snaps attach to seat back rest adding convenient storage space. Ideal for keeping first aid kits, tools, electronics and other items safe, clean and easily accessible.

ATTACHMENTS & ADD-ONS

Practical additions to make the most of your ARGO

Additional Upgrades



Gas Can Holder

Adjustable gas can holder mounted at the rear of the vehicle. Designed to accept a wide variety of Jerry cans.



Tire Holder

Easy to install. Convenient spare tire holder mounts to rear of vehicle. Accepts both 24" (610 mm) and 25" (635 mm) ARGO tires.



Helicopter Lift Kit

Axle mounted D-ring at 4 corners, quick release point for helicopter sling connection.



Universal Mounting System

Quick change universal mount. The sub frame holds up to 750 lb. (340 kg); bolts directly to main chassis offering a secure structure for third party equipment.



Warn ProVantage Winch

For vehicle recovery or to raise and lower snow plow blade. 3,500 lb. (1,588 kg) capacity, reversing with free wheeling feature. Comes with 40' (12 m) cable with 30' (9 m) nylon strap. Safety switch disables winch unless ignition is on. A 4,500 lb. (2,041 kg) winch is standard on Conquest models.



Rear Receiver Winch Accessory

Mounts directly to the rear receiver hitch, extending the versatility of your winch. Includes front to rear wire harness and quick disconnect cables.

Wireless Winch Remote Control

Wireless and compact, this unit controls remote use of winch from a location of up to 50' (15.24 m) for added convenience and versatility.



Outboard Motor Bracket

This one-piece bracket mounts to the bumper and rear receiver hitch bracket. Mounting location is slightly off-center and accepts an outboard motor of up to 9.9 HP for increased propulsion in water.



Snowplow Kit

81" (2 m) wide steel blade features multi-angle positions. Attaches to front bearing extension housings. A snowplow will maximize the utilization of your ARGO. Requires the power winch for raise and lower operation.

KEEP YOUR ARGO RUNNING COOL FOR MAXIMUM PERFORMANCE

Brake Cooling Fan

(Not shown) 105 CFM fan directing cool air to the service brakes.

Hood Fan

(Not shown) Extracts hot air from engine compartment (in Xtreme heat conditions).



FIRST RESPONDER ACCESSORIES



Fire Skid/Foam Unit

Custom designed to fit into the rear compartment of any 8x8 Frontier or Avenger, the 80 gal. (303 L) fire suppression unit holds 75 gal. (284 L) of water plus a 5 gal. (19 L) foam cell. Packaged with a Honda engine, two-stage CET centrifugal pump, 100 ft. (30.5 m) of hose and forestry nozzle.



Emergency Lighting Package

A multitude of options to light up your Responder vehicle. Choose from red and white perimeter strobe lighting, overhead spot lights, front mounted siren/speaker & strobe. All lighting is LED to reduce electrical load.

8-Wheel trailer (Amphibious)

Up to 1,400 lb. (635 kg) load capacity. Complete with 24" (610 mm) or 25" (635 mm) tires.



4-Wheel Trailer (Amphibious)

Up to 600 lb. (275 kg) load capacity in a black 6-wheel lower body with ARGO axles and wheels. Complete with 24" (610 mm) or 25" (635 mm) tires. Available for all models.

ENJOY MORE MILES, MORE YEARS WITH YOUR ARGO



Storage Protective Covers

Available for Frontier and Avenger models without ROPS. Protects your investment from the elements when not in use. Not intended to be used when towing vehicles on trailers.



Catwalk

6.25" (160 mm) steel platform runs the full length of the vehicle. Includes a 10" (255 mm) mud flap. Available for Conquest Series only.



Flatbed Deck

Bolts directly to the main chassis with secondary supports by the upper frame. Provides a large flat area for cargo and equipment transportation. Includes 4 tie down points and a hatch for easy access to lower body cargo area. Optional hinges or stake sides available. For Conquest Series only.



Bedliner

One-piece polyethylene bed-liner insert protects your cargo storage space from debris. Simple installation. Removable and easy to clean. Fits 8X8 Frontier and Avenger models.



Auto Chain Lubrication System

Automates chain lubrication requirements. The system automatically delivers chain lube every 15 minutes of vehicle operation for a total spray time of 5 seconds. A one-hour timer is also available for applications that requires less frequent chain lubrication.

